



T-Sponge Instructions for use




T-Sponges are supplied in bags of 100 pieces, non sterile.

Designed to replace the traditional throat pack, T-Sponge is an extremely effective alternative to gauze, and eliminates the inherent problems of a gauze pack. As the T-Sponge fills with fluid, sweep across the surface with surgical suction and not only will the fluid be drained, but the T-Sponge will stay in place. The T-sponge may be adjusted anteriorly or posteriorly depending upon the procedure being performed. The T-Sponge is also resistant to bur catches, and will not hang up on brackets when removed. The T-Sponge can also be used to replace cotton rolls during long dental procedures where many cotton rolls will be needed, as one T-Sponge can be used and suctioned, saving time and money. Autoclave before use

T-Sponge can be autoclaved by the following methods:

Steam autoclave
Ethylene oxide
Gamma radiation

Steam autoclave sterilization parameters:

Cycle Type	Cycle Parameters			Drying Time ²
	Temp. (Min.)	Time	Press. ¹ (Ref.)	
 Unwrapped	270°F (132°C)	3 min.	27.1 psi (186 kPa)	30 min.
 Pouches	270°F (132°C)	5 min.	27.1 psi (186 kPa)	30 min.
 Packs	250°F (121°C)	30 min.	15 psi (104 kPa)	30 min.

If sterilizing by gamma radiation, more than 2.5Mrads will potentially discolor the product but will not degrade the products physical properties. Autoclave according to the manufacturer of your autoclaves instructions. Store in autoclaved pouch or sealed cassette to keep sterility before use.

Sabra Dental Products

A Division of Terlain Enterprises Inc.

125 Wilbur Place Ste 170

Bohemia, NY 11716

www.sabradent.com

1-800-888-4435